

MATERIAL CHARACTERISTICS

FIBERGLASS COMPOSITE	glass-fibre-reinforced polyester, mineral fillers, additives
TENSILE STRENGTH	65 N/mm ² (ISO 527)
BENDING STRENGTH	120 N/mm ² (ISO 14125)
ELASTICITY MODULE	10,000 N/mm ² (ISO 14125)
DENSITY	2.0 g/cm ³ (ISO 1172)
COEFFICIENT OF LINEAR EXPANSION	1.5 - 2.0 x 10 ⁻⁵ 1/K
HEAT RESISTANCE	100°C continuous load, up to 240°C with a load duration up to 110 min.
FROST RESISTANCE	-35°C
WATER PENETRATION LEVEL	0 mm
WATER ABSORPTION	<0.1% (ISO R178)
MATERIAL STRUCTURE	Capillary free

PURPOSE OF USE

Component for the line drainage of surfaces in order to collect, transport and discharge rain water from adjacent fixed surfaces.

DESIGNS

- / Length 1000 mm
- / Length 500 mm
- / Length 500 mm as a change of flow direction

EDGE PROTECTION

- / Glass-fibre-reinforced composite

ACCESSORIES

- / Inlet box
- / End cap closed
- / End cap with drain socket Ø 160mm for channel end and lateral pipe connection
- / Adapter for lateral channel connection (corner, T and cross connections)
- / Vertical drain socket Ø 160mm

* As of class D 400, not suitable for diagonal or lateral cross-travel in the area of express roads and motorways

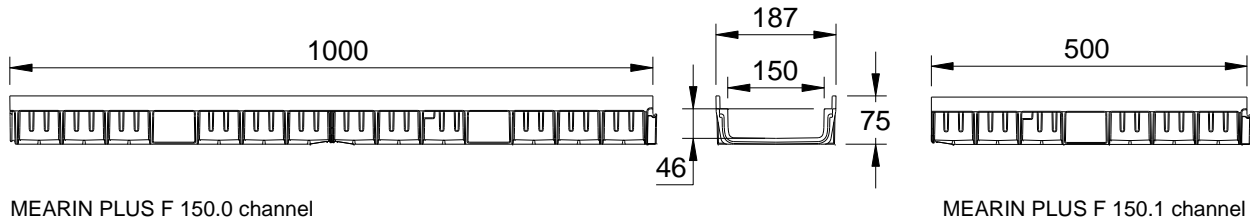
MEARIN PLUS 150 / -PLUS F 150

A 15, B 125, C 250, D 400*

nominal width 150

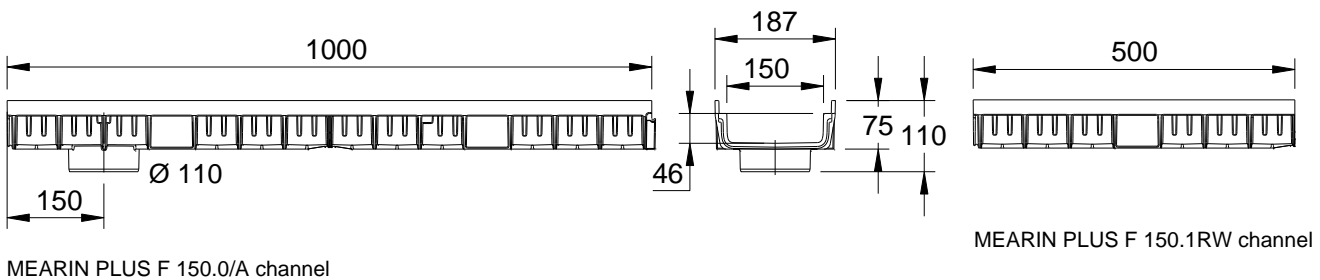
MEARIN PLUS F 150 SHALLOW DRAINAGE CHANNEL WITH A GLASS-FIBRE COMPOSITE EDGE AND SEALING JOINT ACCORDING TO EN 1433

Drainage channel made of fiberglass composite material. Clear width 150 mm, constructive width 187 mm. For the realization of water level slopes. Loading class A 15 to D 400* according to EN 1433. Suitable for drainage channel covers MEARIN PLUS/EXPERT 150 with CLIPFIX quick-release fastener. Load capacity according to specification, when installed according to the MEA installation information. Channel drain cross section 67 cm²



MEARIN PLUS F 150.0 channel

MEARIN PLUS F 150.1 channel



MEARIN PLUS F 150.0/A channel

MEARIN PLUS F 150.1RW channel

MEARIN PLUS F 150 SHALLOW DRAINAGE CHANNEL, LOADING CLASS A 15 TO D 400* ACCORDING TO DIN EN 1433

Description	Order No.	Length in mm	Constructive height in mm	kg per piece
MEARIN PLUS F 150.0/75 channel	010140750	1000	75	2,56
MEARIN PLUS F 150.0 A/75 channel with outlet Ø 110 mm ⁸⁾	010140752	1000	75	2,56
MEARIN PLUS F 150.1/75 channel	010140754	500	75	1,28
MEARIN PLUS F 150.1 RW/75 channel ¹⁵⁾	010140758	500	75	1,28

8) with sealed in outlet with Ø 110 mm

15) Utilization option as a flow direction change

MEARIN PLUS 150 / -PLUS F 150

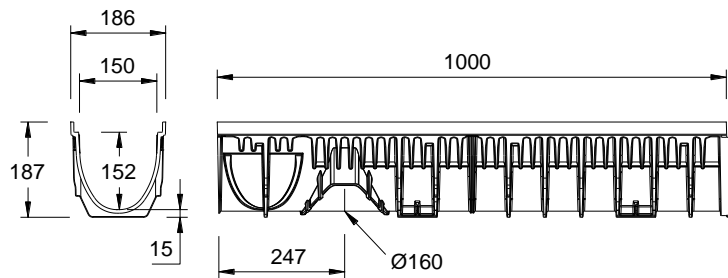
A 15, B 125, C 250, D 400*

nominal width 150

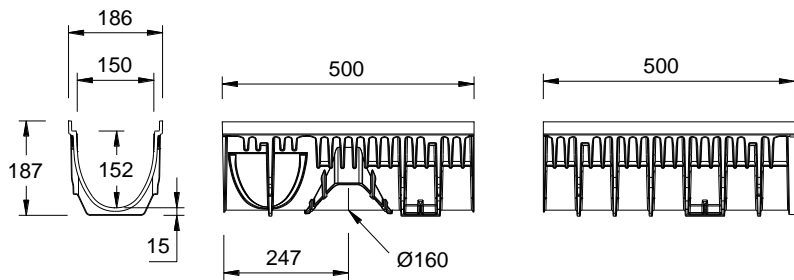
MEARIN PLUS 150 DRAINAGE CHANNELS

WITH A GLASS-FIBRE COMPOSITE EDGE AND SEALING JOINT ACCORDING TO EN 1433

Drainage channel made of fiberglass composite material. Clear width 150mm, constructive width 186 mm. For the realization of water level slopes. Loading class A 15 to D 400* according to EN 1433. Suitable for drainage channel covers MEARIN PLUS/EXPERT 150 with STARFIX quick-release fastener. Load capacity according to specification, when installed according to the MEA installation information.



MEARIN PLUS 150.0



MEARIN PLUS 150.1 RW

MEARIN PLUS 150.1

DRAINAGE CHANNEL BODY MEARIN PLUS 150, LOADING CLASSES A 15 TO D 400*

Description	Order No. 010...	Length in mm	Constructive height in mm	kg per piece
MEARIN PLUS 150.0 ^{1) 2)} Channel	140516	1000	187	4,50
MEARIN PLUS 150.1 ²⁾ Channel	140518	500	187	2,25
MEARIN PLUS 150.1RW ^{1) 2) 3)} Channel	140520	500	187	2,25

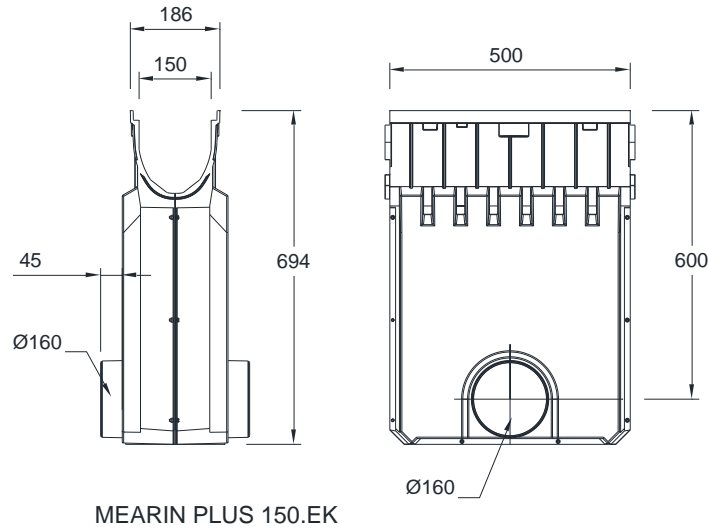
* As of class D 400, not suitable for diagonal or lateral cross-travel in the area of express roads and motorways

- 1) Connection option for the vertical discharge Ø 160mm; End cap with side connecting piece, Ø 160mm; Channel laterally to corner, t and cross connections
- 2) Connection option for inlet box, connectors Ø 160mm; End cap with connecting piece horizontal, Ø 160 mm
- 3) Utilization option as a flow direction change

MEARIN PLUS 150 / -PLUS F 150

A 15, B 125, C 250, D 400*

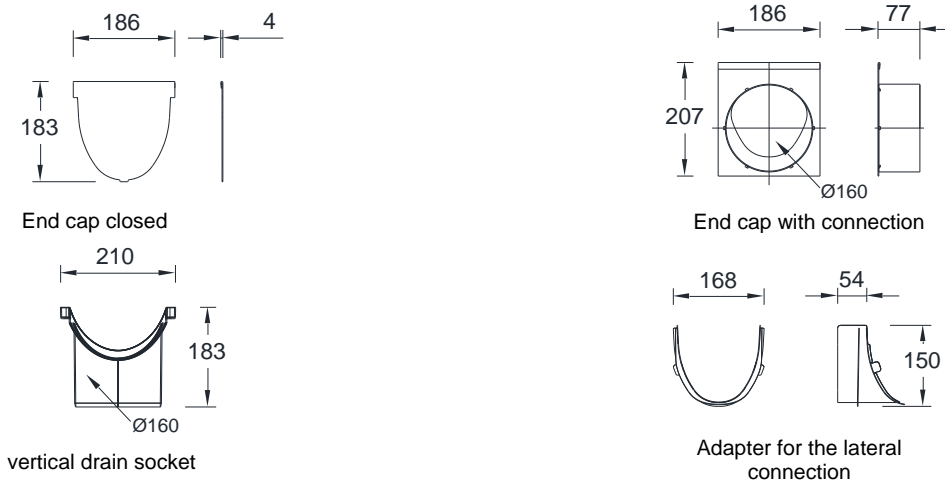
nominal width 150



MEARIN PLUS 150.EK

INLET BOX FOR MEARIN PLUS 150, WITH SEDIMENT BUCKET

Description	Order No. 010...	Length in mm	Constructive height in mm	kg per piece
MEARIN PLUS 150.EK Inlet box made of fiberglass composite material, for pipe connection Ø 160mm, including sediment bucket	145112	500	700	7,00



END CAPS AND CONNECTION ACCESSORIES FOR MEARIN PLUS 150

Description	Order No. 010....	Material	kg per piece
MEARIN PLUS/EXPERT 150.SE End cap closed for beginning and end of channel	140540	Galvanized steel	0.70
MEARIN PLUS/EXPERT 150.E End cap with connection piece Ø 160mm for channel end and lateral pipe connection	140542	Galvanized steel	0.60
MEARIN PLUS/EXPERT 150 Vertical outlet connection Ø 160mm	140117	PP	0.14
MEARIN PLUS/EXPERT 150 adapter for the lateral channel connection to corner, t and cross connections	140544	Galvanized steel	0.60

MEA Bautechnik GmbH
 Business Unit MEA Water Management
 Sudetenstraße 1
 86551 Aichach
 Tel.: +49 (0) 82 51. 91 0
 Fax: +49 (0) 82 51. 91 13 06
 E-Mail: info@mea-group.com
 www.mea-group.com