

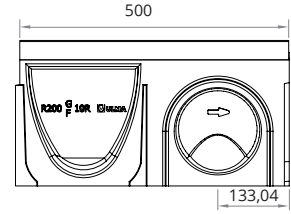
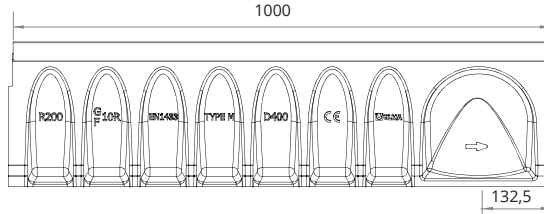
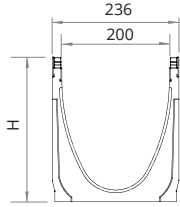
Load Class
up to D400 (1)
EN-1433 Standard

MULTIV+200

SLOPE
0,5%



ULMA Linear Drainage Channel, type MULTIV+ R200G, External width 236 mm, Internal width 200 mm, with overall heights between 80 and 370 mm; suitable for cascade-type slopes to collect rainwater; sections 1 LM in length; optimized V-shape with self-cleaning effect; especially designed for channel runs with no longitudinal slope; galvanised steel edges (2) for lateral protection; Either **Rapidlock®** boltless system or screw-fastened. 8 locking points per linear metre.



CHANNELS


Channel Code		L mm	H mm		Width mm		Ø Outlet* mm		Hydraul. Section cm²	Units x pallet	Weight Kg	Qref l/s
Galvanised edges	Ductile iron edges		Initial	Final	Z	X	Vert.	Hor.				
R200GH8**	-	1000	80	80	236	200	160	-	79	48	16,5	1,96
R200GH12**	-	1000	120	120	236	200	160	-	159	36	19,3	5,81
R200G00R	R200MFG00R	1000	170	170	236	200	200	-	204	35	25,2	8,41
R200G00R	R200MFG00R	1000	220	220	236	200	200	-	284	28	28,9	14,11
R200G01	R200MFG01	1000	220	225	236	200	200	-	294,6	-	29,5	-
R200G02	R200MFG02	1000	225	230	236	200	200	-	302,7	-	30,0	-
R200G03	R200MFG03	1000	230	235	236	200	200	-	310,9	-	30,2	-
R200G04	R200MFG04	1000	235	240	236	200	200	-	319	-	30,7	-
R200G05	R200MFG05	1000	240	245	236	200	200	-	327,2	-	31,2	-
R200G06	R200MFG06	1000	245	250	236	200	200	-	335,3	-	31,7	-
R200G07	R200MFG07	1000	250	255	236	200	200	-	343,5	-	32,1	-
R200G08	R200MFG08	1000	255	260	236	200	200	-	351,6	-	32,5	-
R200G09	R200MFG09	1000	260	265	236	200	200	-	359,8	-	32,9	-
R200G10	R200MFG10	1000	265	270	236	200	200	-	368	-	33,4	-
R200G10R	R200MFG10R	1000	270	270	236	200	200	-	368	28	33,4	21,09
R200G11	R200MFG11	1000	270	275	236	200	200	-	388,4	-	33,6	-
R200G12	R200MFG12	1000	275	280	236	200	200	-	396,1	-	34,0	-
R200G13	R200MFG13	1000	280	285	236	200	200	-	403,8	-	34,5	-
R200G14	R200MFG14	1000	285	290	236	200	200	-	411,6	-	34,9	-
R200G15	R200MFG15	1000	290	295	236	200	200	-	419,3	-	35,2	-
R200G16	R200MFG16	1000	295	300	236	200	200	-	427	-	35,4	-
R200G17	R200MFG17	1000	300	305	236	200	200	-	434,8	-	36,3	-
R200G18	R200MFG18	1000	305	310	236	200	200	-	442,5	-	36,6	-
R200G19	R200MFG19	1000	310	315	236	200	200	-	450,2	-	37,1	-
R200G20	R200MFG20	1000	315	320	236	200	200	-	458	-	37,4	-
R200G20R	R200MFG20R	1000	320	320	236	200	200	-	458	21	37,5	29,24
R200G30R	R200MFG30R	1000	370	370	236	200	200	-	542	21	41,6	38,39
0,5 M CHANNELS												
R200G00RM	R200MFG00RM	500	220	220	236	200	160	125	284	32	19,8	-
R200G10RM	R200MFG10RM	500	270	270	236	200	160	160	368	32	21,7	-
R200G20RM	R200MFG20RM	500	270	270	236	200	160	200	458	42	37,6	-

* Vert. and horiz. outlets on order.
 ** U shaped section.
 *** Available channels with blocking screws (Code: R200F).

(1) For cross-drainage in heavy traffic areas, we recommend our KOMPAQDRAIN® system.
 (2) Available Range in Stainless Steel. (Code: R200GX).

MULTIV+200

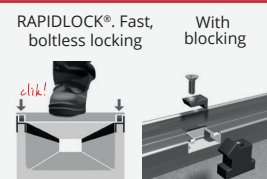
GRATINGS



Material	Design	Load	Code	L mm	Width mm	Opening mm	Units x ml	Weight kg	Intake area cm ² /ml
DUCTILE IRON	HEELPROOF SLOTTED	C250	FNHX200RGCM	500	227	8	2	7,1	535
	SLOTTED	D400	FNX200RGDM	500	227	14	2	7,8	920
	HEELPROOF SLOTTED	D400	FNHX200RGDM	500	227	8	2	8,3	544
	HEELPROOF LONG. SLOTTED	D400	FNLHX200RGDEM	500	227	8	2	9,9	503
	CLOSED	D400	FC200RGDEM	500	227	-	2	8,5	-
GALVANISED STEEL	HEELPROOF MESH (1)	C250	GEHX200RGC	1000	227	30 x 10	2	10,6	1453
	SINGLE SLOT (1)	D400	GRL200ROD	1000	231	9,8 / H105	1	11,0	98
	SINGLE SLOT (1)	D400	GRL200RODH150	1000	231	9,8 / H150	1	12,6	98
	SINGLE SLOT (1)	D400	GRL200RODH200	1000	231	9,8 / H200	1	14,5	98
	SINGLE SLOT (1)	D400	GRL200RODE18	1000	231	18 / H105	1	11,1	180
	SINGLE SLOT (1)	D400	GRL200RODH150E18	1000	231	18 / H150	1	13,9	180
	SINGLE SLOT (1)	D400	GRL200RODH200E18	1000	231	18 / H200	1	14,5	180

(1) Available in stainless steel, consult design

LOCKING SYSTEM



Rapidlock	With blocking	
	Code	Units ml
(2)	TR615+ BLOCK- PRG18020T	8 + 8
(2)		8 + 8
(2)		8 + 8
(2)		8 + 8
(2)		8 + 8
(2)	(3)	-
(2)	(3)	-
(2)	(3)	-
(2)	(3)	-
(2)	(3)	-

(1) Integrated into the channel
(2) Supported

SUMP UNITS

Code	L mm	H mm	Width mm	Lateral outlets Ø mm	Front outlet Ø mm	Sump units	Weight Kg
AR200G	500	550	236	160/200	110	1	42,2



AR200G TCR200G20MMA AR200G

R200G20 R200G19 R200G18 R200G13 R200G12 R200G11 | R200G11 R200G12 R200G13 R200G18 R200G19 R200G20

Sump unit AR200G Outlet Diam. 110/160/200

POLYMER CONCRETE CHANNEL WITH PRESLOPED OF 0.5%








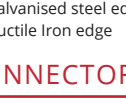
- Self-cleaning effect.
- Minimum maintenance.

SLOPE DESIGNS



MULTIV+200

END CAPS


	Code channel	Material	Open			Closed
			Code	Ø mm	Accessory	Code
	R200GH8	GALVANISED STEEL	-	-	-	TR200H8C
		POLYMER CONCRETE	-	-	-	THPR200GH8C
	R200GH12	GALVANISED STEEL	-	-	-	TR200H12C
		POLYMER CONCRETE	-	-	-	THPR200GH12C
	R200G000R R200MFG000R	GALVANISED STEEL	TR200000A	110	-	TR200000C
		POLYMER CONCRETE	THPR200G000AJ (1)	110	Joint	THPR200G000C
		POLYMER CONCRETE	THPR200G000AT (1)	110	Pipe	-
		POLYMER CONCRETE	THPR200MFG000AJ (2)	110	Joint	THPR200MFG000C
	R200G00R R200MFG00R	POLYMER CONCRETE	THPR200MFG000AT (2)	110	Pipe	-
		GALVANISED STEEL	TR20000A	160	-	TR20000C
		POLYMER CONCRETE	THPR200G00AJ (1)	160	Joint	THPR200G00C
		POLYMER CONCRETE	THPR200G00AT (1)	160	Pipe	-
	R200G10R R200MFG10R	POLYMER CONCRETE	THPR200MFG00AJ (2)	160	Joint	THPR200MFG00C
		POLYMER CONCRETE	THPR200MFG00AT (2)	160	Pipe	-
		GALVANISED STEEL	TR20010A	-	-	TR20010C
		POLYMER CONCRETE	THPR200G10AJ (1)	160	Joint	THPR200G10C
	R200G20R R200MFG20R	POLYMER CONCRETE	THPR200G10AT (1)	160	Pipe	-
		POLYMER CONCRETE	THPR200MFG10AJ (2)	160	Joint	THPR200MFG10C
		POLYMER CONCRETE	THPR200MFG10AT (2)	160	Pipe	-
		GALVANISED STEEL	TR20020A	-	-	TR20020C
	R200G30R R200MFG30R	POLYMER CONCRETE	THPR200G20AJ (1)	160	Joint	THPR200G20C
		POLYMER CONCRETE	THPR200G20AT (1)	160	Pipe	-
		POLYMER CONCRETE	THPR200MFG20AJ (2)	160	Joint	THPR200MFG20C
		POLYMER CONCRETE	THPR200MFG20AT (2)	160	Pipe	-
	R200G30R R200MFG30R	GALVANISED STEEL	TR20030A	-	-	TR20030C
		POLYMER CONCRETE	THPR200G30AJ (1)	160	Joint	THPR200G30C
		POLYMER CONCRETE	THPR200G30AT (1)	160	Pipe	-
		POLYMER CONCRETE	THPR200MFG30AJ (2)	160	Joint	THPR200MFG30C
POLYMER CONCRETE	THPR200MFG30AT (2)	160	Pipe	-		

*End caps also available with stainless steel edge.

(1) Galvanised steel edge


(2) Ductile Iron edge

CONNECTORS

	Code channel	Material	Open end caps	
			Galvanised edge	Ductile Iron edge
	R200G00R	POLYMERBETON	TCR200G00MMA	TCR200MF00MMA
	R200G10R	POLYMERBETON	TCR200G10MMA	TCR200MF10MMA
	R200G20R	POLYMERBETON	TCR200G20MMA	TCR200MF20MMA
	R200G30R	POLYMERBETON	TCR200G30MMA	TCR200MF30MMA

ACCESSORIES

	Step Units
	Code
	CER200

	Security lock	
	Code	Units x channel
	BLOQPRG18020	8

To install in the changes of height with cascaded slope.

