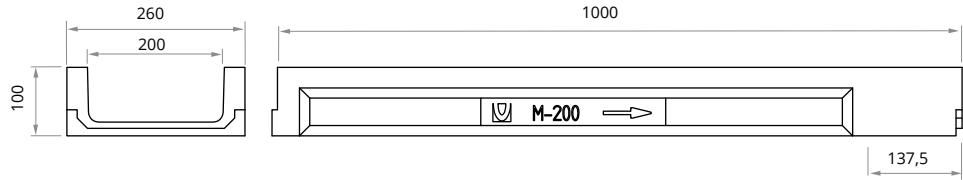


Load Class
up to C250
EN-1433 Standard

M200



ULMA Linear Drainage Channel type M200: External width 260 mm; Internal width 200 mm and overall height 100 mm to collect rainwater in 1 metre long units. Locking system consists of 2 screws per metre.

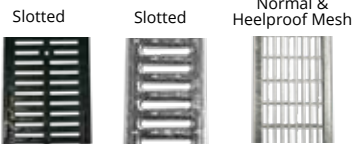


CHANNEL

Code Channel	L mm	H mm	Width mm		Ø Outlet* mm		Hydraul. Section cm ²	Pcs. pallet	Weight Kg	Qref l/s
			Ext.	Int.	Vert.	Hor.				
M200	1000	100	260	200	160	-	157	49	20,5	5,5

* Vertical outlets on order

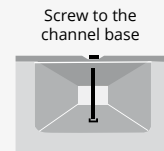
GRATING



Material	Design	Load	Code	L mm	Width mm	Thickness mm	Opening mm	Weight Kg	Intake area cm ² /ml
DUCTILE IRON	SLOTTED	C250	FNX200UCCM	500	250	6	10	6,7	610
GALVANISED STEEL	SLOTTED*	A15	GN200UCA	1000	250	3	8,5	5,2	418
	MESH*	B125	GEX200UCB33	1000	250	2,5	30 x 30	8,0	1634
	HEELPROOF MESH*	B125	GEHX200UCB	1000	250	2,5	30 x 10	9,5	1453

* Available in stainless steel, consult design

HOW TO FIX



Code	Units ml
TEF880	2
TNPC890	2
TEF880	2
TEF880	2

CLOSED END CAP

Code	Image
T200MC	

